


Daily Fun with Your Little One!

SUNDAY	MONDAY	TUESDAY	WEDNESDAY	THURSDAY	FRIDAY	SATURDAY
1 Reading It's National Pig Day! Read <i>If You Give a Pig a Party</i> by Laura Numeroff together.	2 Rhymes Write down the words "one," "two," "three," "four," and "five." Can your child think of a rhyming word for each number word?	3 Sounds While at the grocery store, talk about all of the different sounds that you hear.	4 Writing In the morning, have your child help you write a to-do list for the day.	5 Science Pour milk in a saucer and add different colors of food coloring. Dip a cotton swab in dish soap, then swirl it slowly through the milk. Watch what happens!	6 Math On National Oreo Cookie Day, use cookies to solve simple addition and subtraction problems.	7 Play It's National Cereal Day. Have your child glue Fruit Loops onto colored paper to create unique artwork.
8 Songs Instead of listening to the radio in the car, sing together.	9 Reading On National Napping Day, put on your jammies and read a bedtime story together in the middle of the day.	10 Stories Ask your child to tell you a funny story about an animal.	11 Rhymes Make up your own rhyming poem together that begins with "Roses are red."	12 Science It's National Plant a Flower Day. Plant two or three seeds in a paper cup filled $\frac{3}{4}$ full with potting soil. Place the cup in a sunny window. Water daily.	13 Math Have your child sort all of his stuffed animals by color or size.	14 Reading On National Learn About Butterflies Day, go to the library and check out a nonfiction book or two about butterflies.
15 Play While taking a walk, play "I Spy" together.	16 Writing On National Panda Day, look at pictures of panda bears, then draw pictures of your own pandas.	17 Stories Happy St. Patrick's Day! Tell your child a story about a leprechaun who finds a pot of gold at the end of a rainbow.	18 Sounds Look at the pictures in a book or magazine together. What sounds does your child think of while looking at the pictures?	19 Songs On Let's Laugh Day, make up your own funny words to a familiar song and sing it together.	20 Rhymes Recite favorite nursery rhymes, such as "Jack and Jill" and "Humpty Dumpty."	21 Science Take an ice cube out of the freezer and put it in a bowl. Ask your child what she thinks it will look like in 10 minutes. Talk about what is happening.
22 Reading Read <i>How to Catch a Leprechaun</i> by Adam Wallace together.	23 Sounds It's National Puppy Day! Who can make the best puppy sounds?	24 Songs While going through your nighttime routine, make up a silly song about bedtime.	25 Reading It's Manatee Appreciation Day. Read <i>I'm a Manatee</i> by John Lithgow together.	26 Stories Tell your child your own version of his favorite book.	27 Writing On National Scribble Day, get out paper, pencils, and crayons, and let your child scribble to her heart's content.	28 Play Have a picnic in the living room with your child and his favorite stuffed animals.
29 Math Read <i>How Do Dinosaurs Count to Ten?</i> by Jane Yolen and Mark Teague together. Then help your child practice counting.	30 Science On Take a Walk in the Park Day, do just that! Talk about the different plants and animals you see while you are there.	31 Sounds How many words can your child think of that have the same beginning sound as "spring"?	Help your child get ready to learn to read! Each day features a fun activity that will help your child build pre-reading skills. Activities are color-coded by skill. Ask your children's librarian for more ideas on how to promote early literacy skills with daily activities at home.			



Daily Fun with Your Little One!

SUNDAY

MONDAY

TUESDAY

WEDNESDAY

THURSDAY

FRIDAY

SATURDAY



Help your child get ready to learn to read!

Each day features a fun activity that will help your child build pre-reading skills. Activities are color-coded by skill. Ask your children's librarian for more ideas on how to promote early literacy skills with daily activities at home.

1 Reading

It's April Fool's Day! Read a silly book together, such as *Silly Suzy Goose* by Petr Horacek.

2 Writing

It's National Peanut Butter and Jelly Day. Celebrate by drawing pictures of the silliest PB and Js you can think of!

3 Science

It's Find a Rainbow Day. Hold a glass of water over a sheet of paper at a sunny window. Watch a rainbow form on the paper as light passes through the glass!

4 Sounds

While at the park, sit quietly for one minute. Then, talk about all of the sounds you heard.

5 Songs

Play some of your child's favorite songs and have a dance party in the living room.

6 Play

Get out your favorite board game, but play it with your own rules.

7 Math

Hide Easter eggs around your yard or living room, and see how many your child can find. Count the eggs when she is finished.

8 Writing

On National Zoo Lovers Day, have your child draw a picture of his favorite animal at the zoo.

9 Reading

On National Unicorn Day, read *Unicorn Day* by Diana Murray together.

10 Songs

On National Farm Animals Day, sing "Old MacDonald Had a Farm" together.

11 Stories

On National Pet Day, tell your child a story about a pet you had when you were growing up.

12 Science

It's National Grilled Cheese Sandwich Day. Make one together, and talk about what happens to the cheese as it cooks.

13 Rhymes

Recite favorite nursery rhymes together, such as "Jack and Jill" and "Humpty Dumpty."

14 Reading

On National Dolphin Day, go to the library and check out a nonfiction book about dolphins.

15 Songs

Sing your own version of a favorite song together.

16 Writing

Help your child write a message to a loved one in a blank greeting card. Mail or deliver the card together.

17 Sounds

How many words can your child think of that have the same ending sound as "bunny"?

18 Math

On National Animal Crackers Day, use animal crackers to practice simple math problems.

19 Stories

Have your child tell you her own version of her favorite story.

20 Songs

As you prepare a meal, sing a song together about what you are doing.

21 Science

Walk in your backyard or visit a park and talk about all of the plants and flowers that are blooming.

22 Math

On National Jelly Bean Day, have your child use jelly beans to practice sorting objects by color.

23 Play

It's National Picnic Day. Celebrate by having a picnic, outside or in the living room, with your child and his stuffed animals!

24 Rhymes

Write down the words "dog," "cat," "pig," and "cow." Can your child think of a rhyming word for each animal?

25 Reading

Watch a show with closed captioning together.

26 Math

It's National Pretzel Day. Spread out an assortment of pretzels on a table and use them to practice making patterns.

27 Stories

On National Tell a Story Day, have your child tell you a story about a happy memory.

28 Play

It's National Superhero Day! Pretend you and your child are superheroes, and play a game together.

29 Sounds

Flip through a magazine and point to different pictures. Ask your child to tell you what sound the object or animal in the picture makes.

30 Writing

In the morning, have your child help you write a to-do list for the day.



April 2020

Demco®

© Demco, Inc.

1

2

3

4

5

6

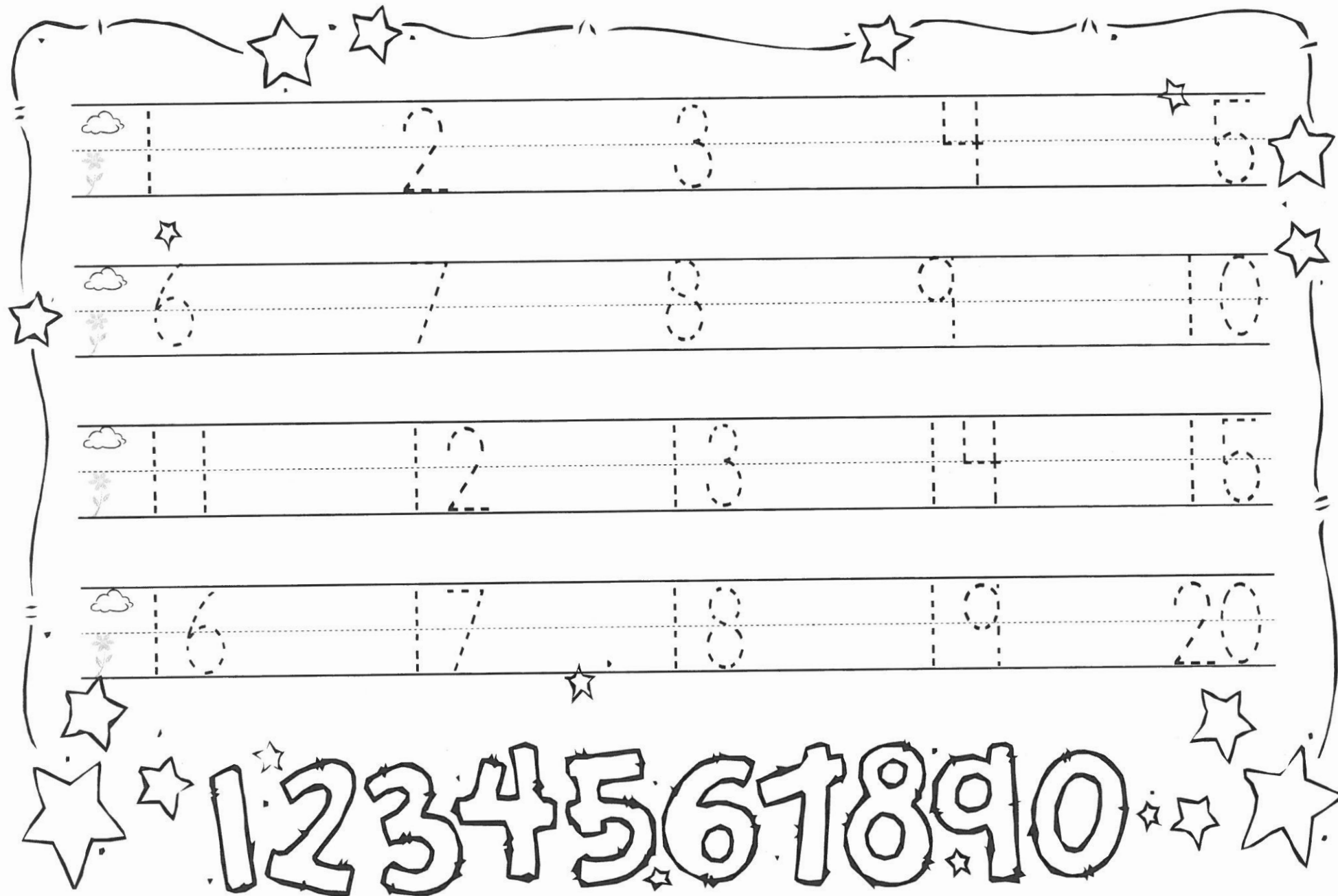
7

8

9

10

Name: _____



ALPHABET PRACTICE SHEET



Name: _____ Date: _____

Aa Bb Cc Dd Ee Ff Gg

Aa Bb Cc Dd Ee Ff Gg

Hh Ii Jj Kk Ll Mm Nn


Hh Ii Jj Kk Ll Mm Nn

Oo Pp Qq Rr Ss Tt Uv

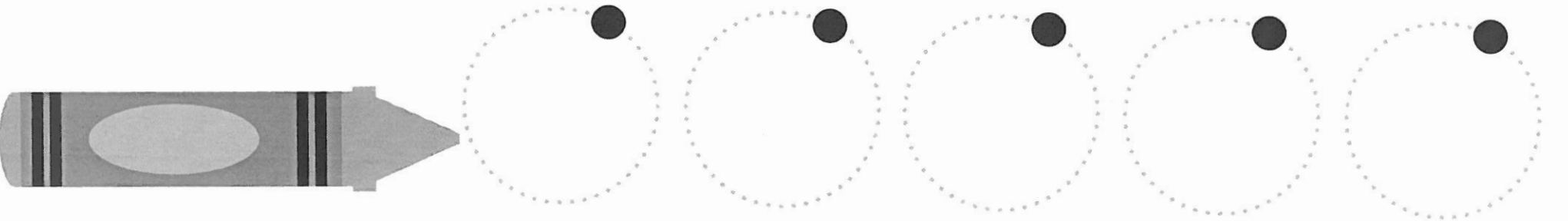
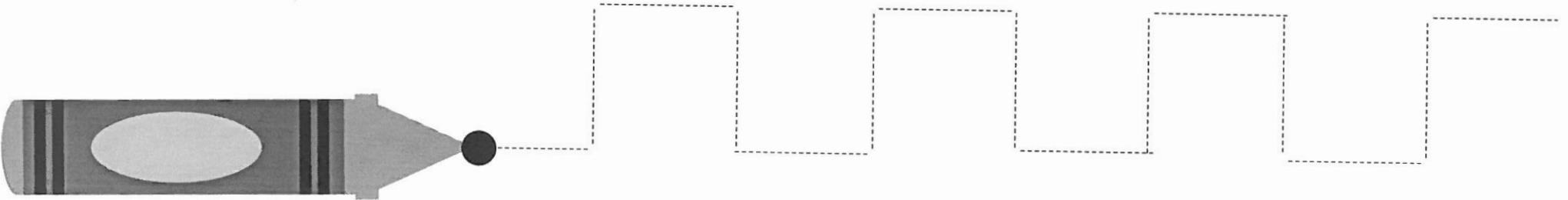
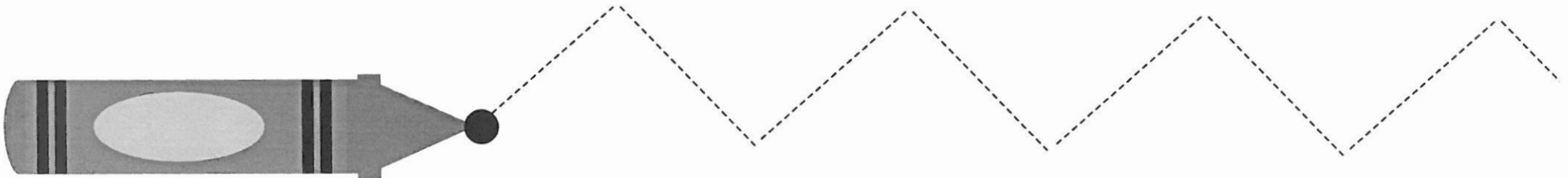
Oo Pp Qq Rr Ss Tt Uv

Ww Xx Yy Zz

Ww Xx Yy Zz

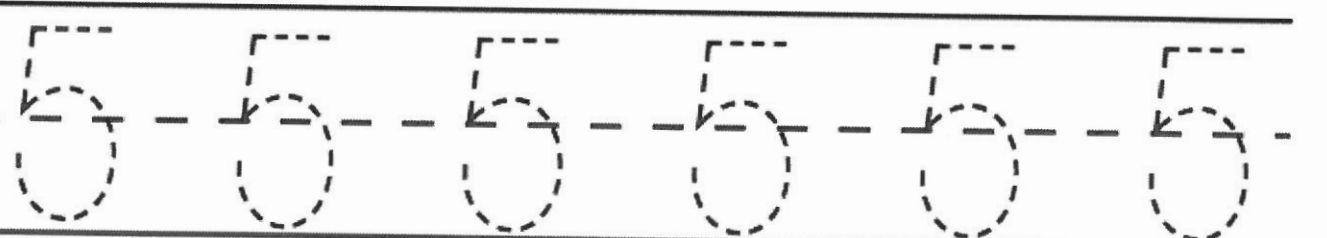
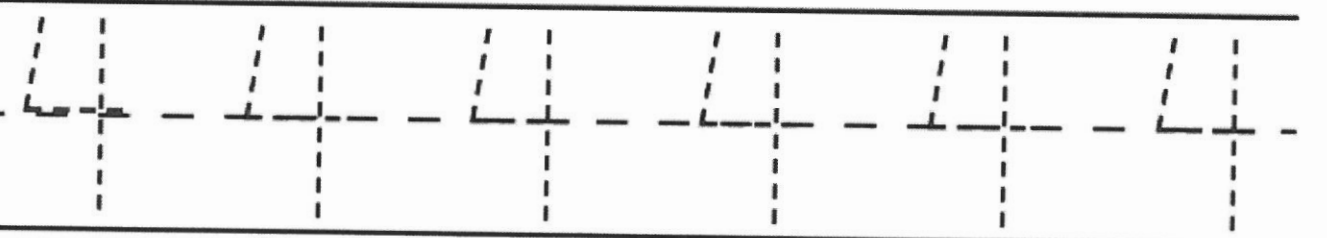
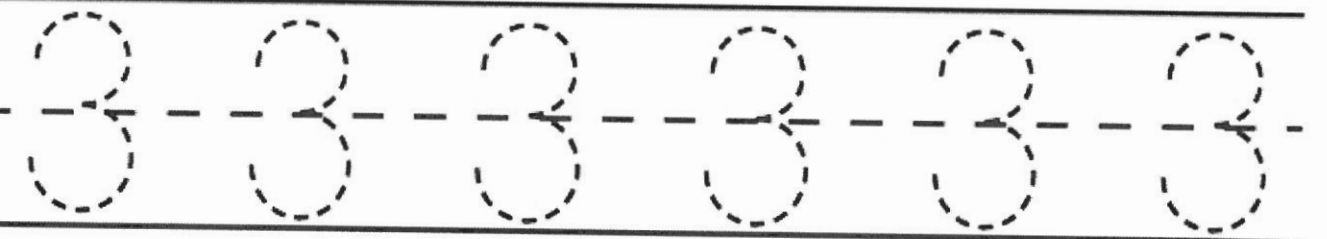
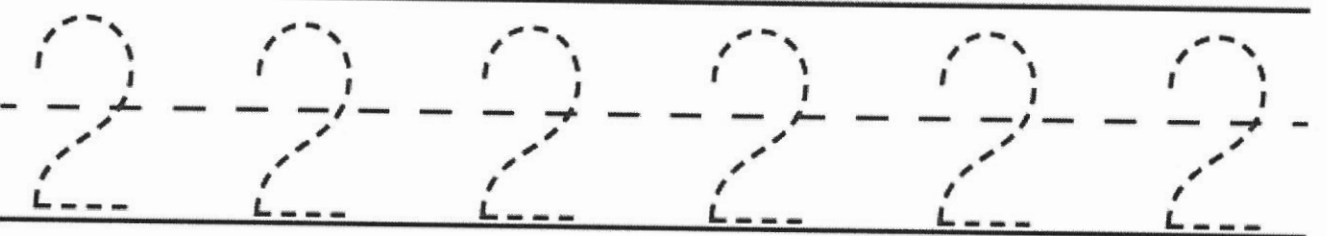
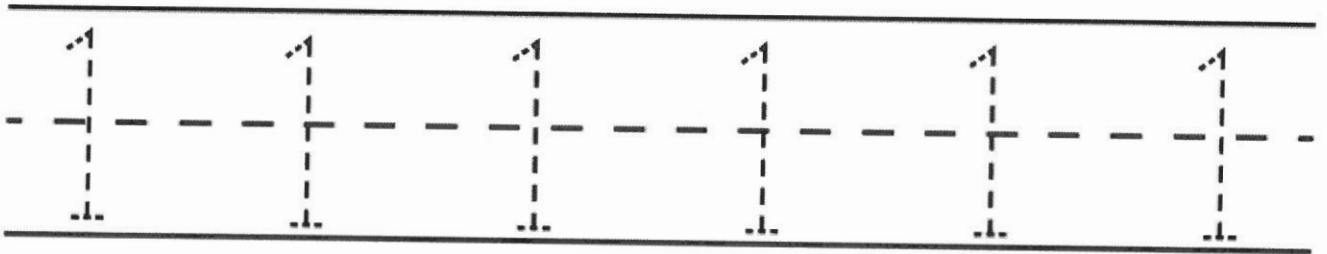


Pencil control worksheet

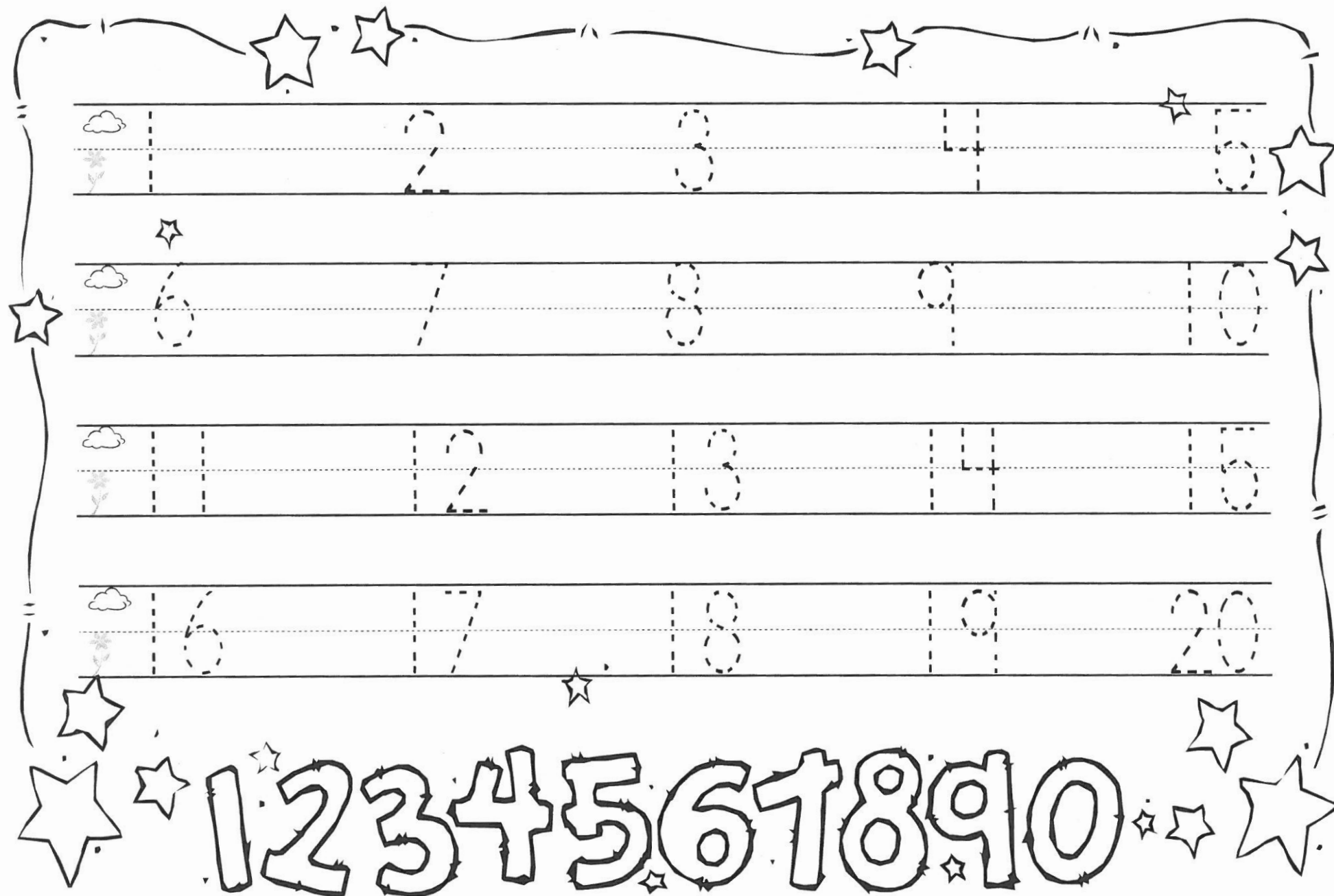


Traceable Numbers Worksheet


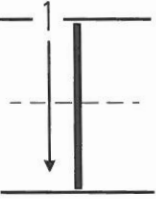

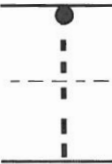

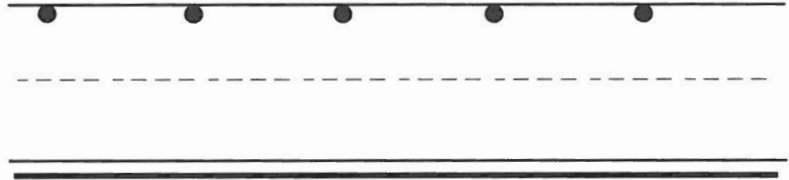
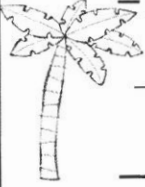





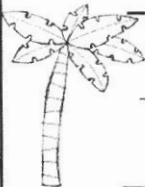





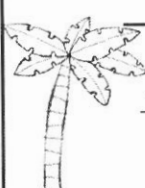
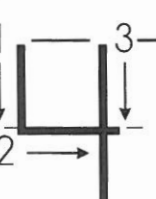




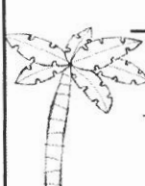
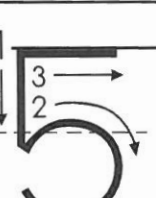
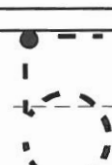
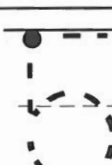
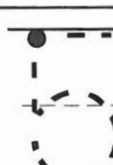

Name _____



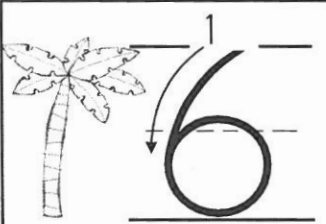



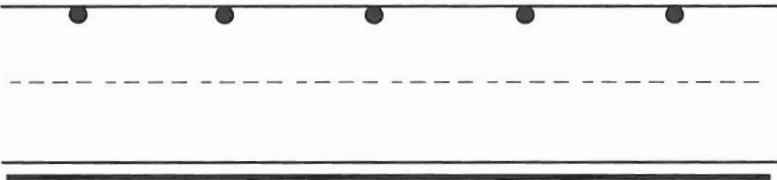




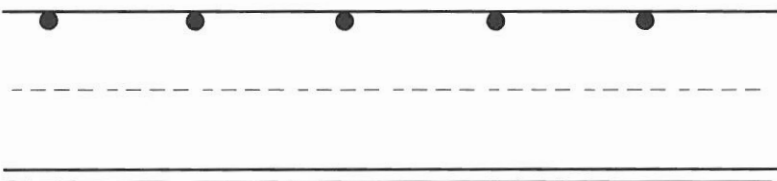
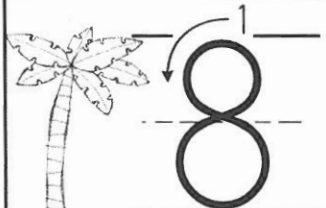

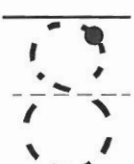

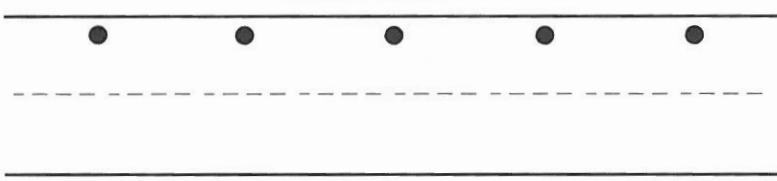


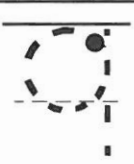
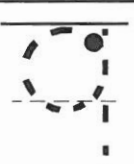
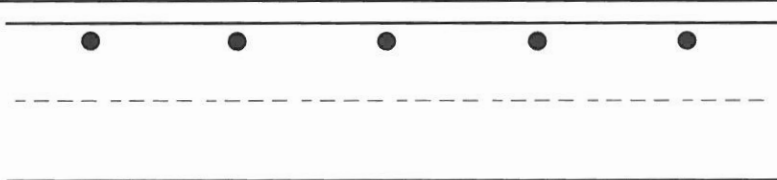
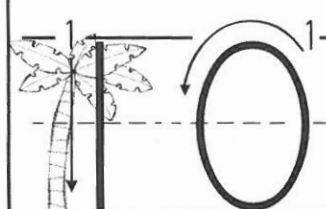
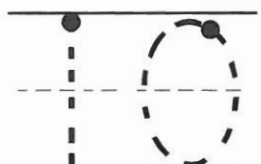
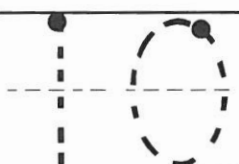
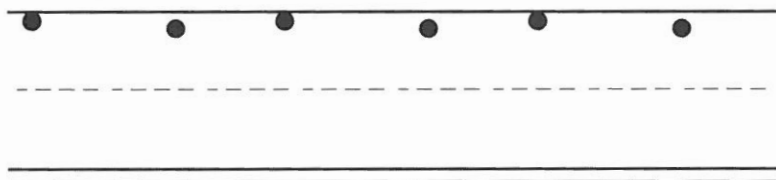
Name: _____



Name: _____











 				
 				
 				
 				
 				

Name: _____

Name: _____

Direction: Trace the Upper Case Letter



Name: _____

Direction: Trace the Upper Case Letter

B B B B

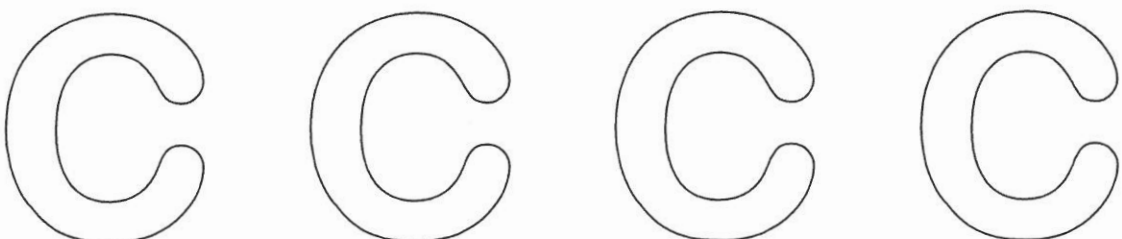
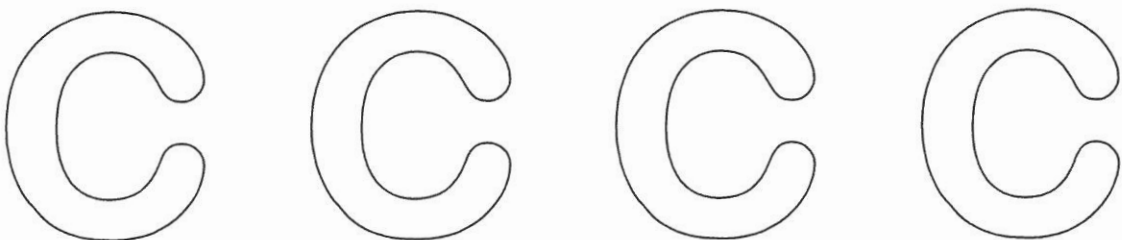
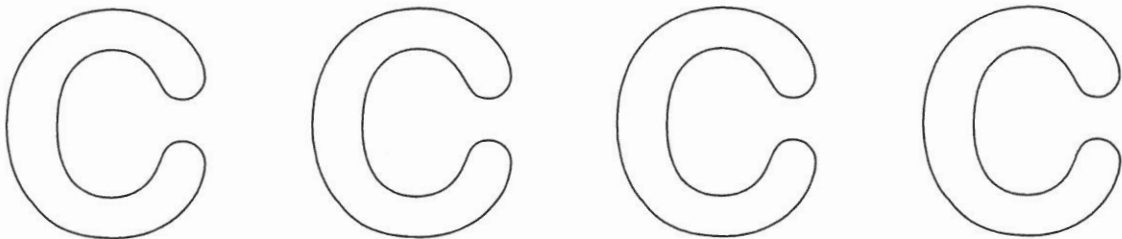
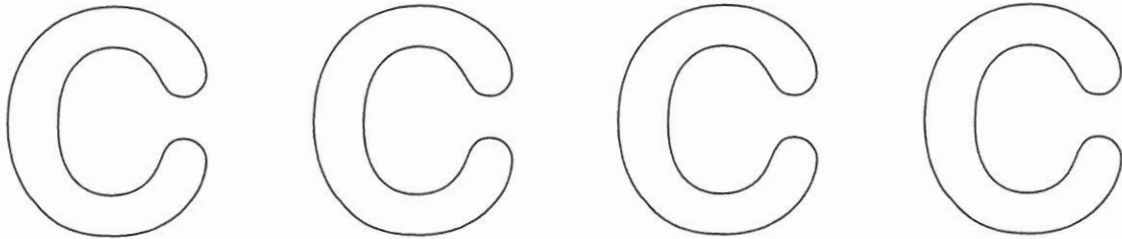
B B B B

B B B B

B B B B

Name: _____

Direction: Trace the Upper Case Letter



ABC Handwriting Practice

Aa

Bb

Cc

Dd

Ee

Ff

Gg

Hh

Ii

Jj

Kk

Ll

Mm

Nn

Oo

Pp

Qq

Ss

Tt

Uu

Vv

Xx

Yy


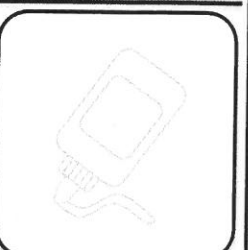


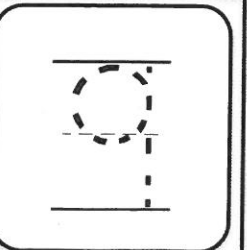
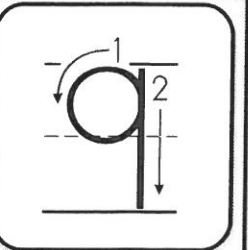
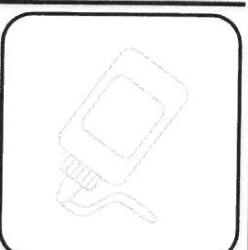


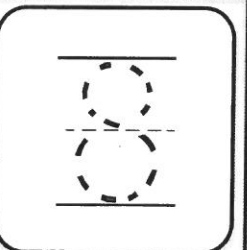

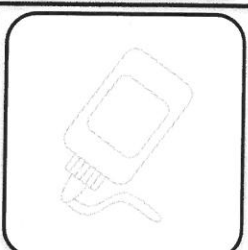


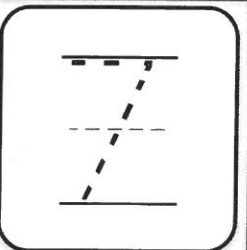
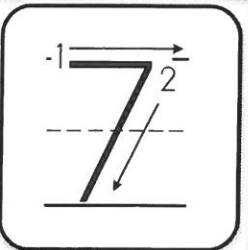


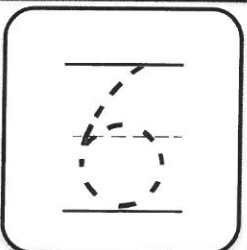


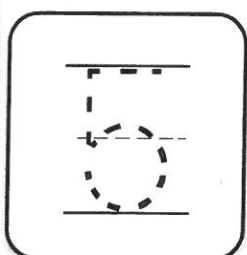

Zz

Name _____

Date _____

Trace, stamp, Write, Paste

Print Uppercase Letters K L 1 a



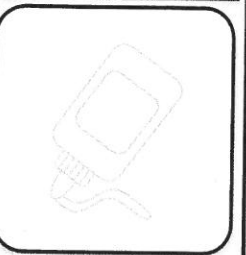


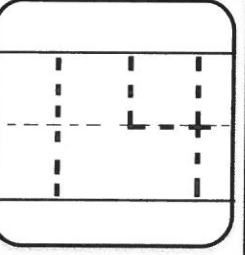
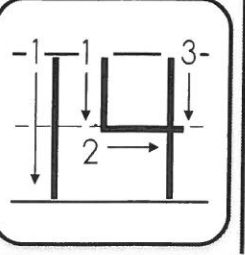
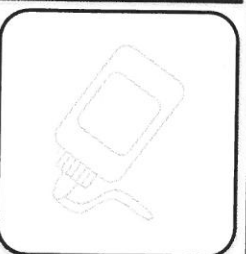


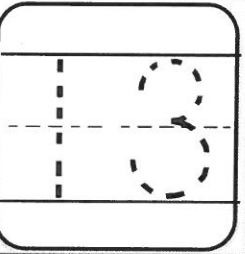



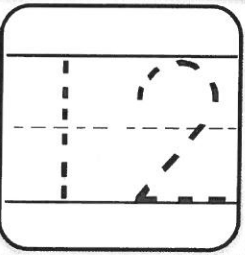

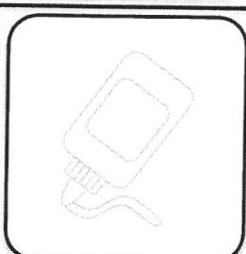


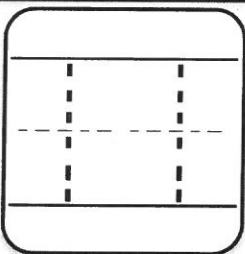
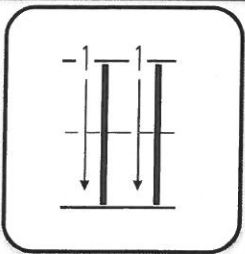
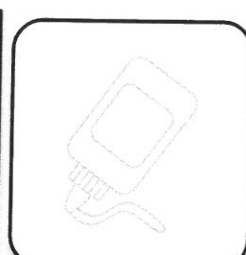
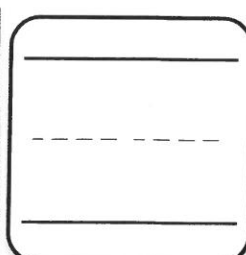

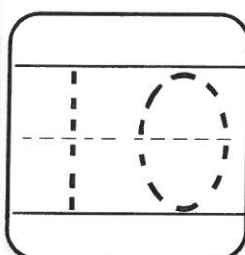
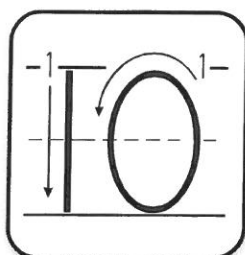
© Jessica Stanford 2015

Name _____



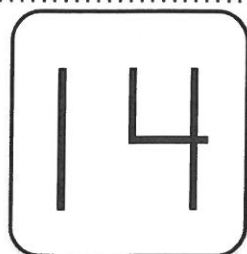
Date _____

Trace, stamp, Write, Paste

Print Uppercase Letters K L 1 a


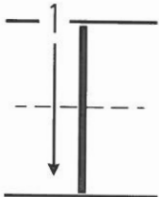


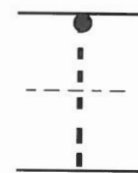

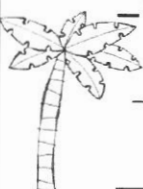

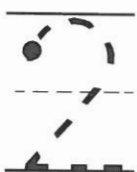










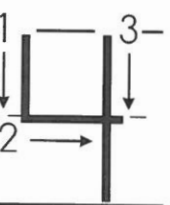

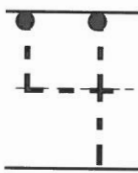




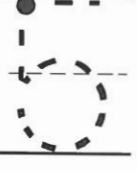
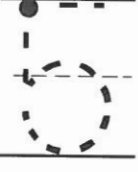




© Jessica Stanford 2015

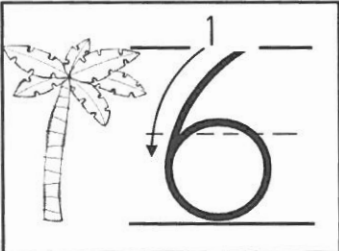
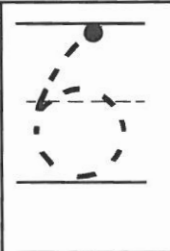

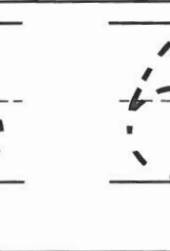
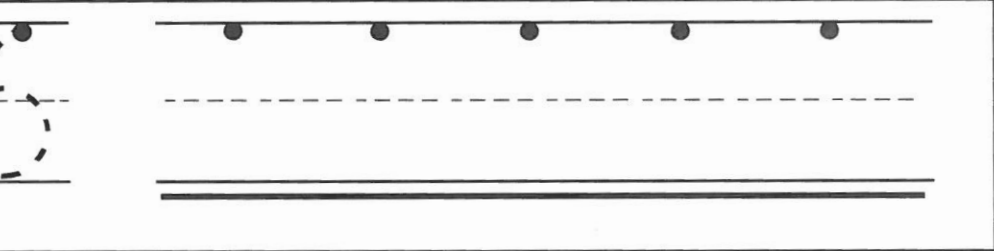
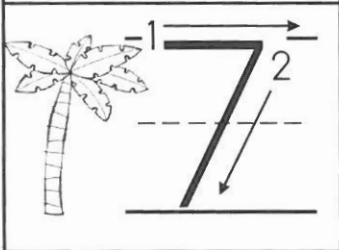


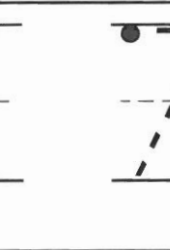
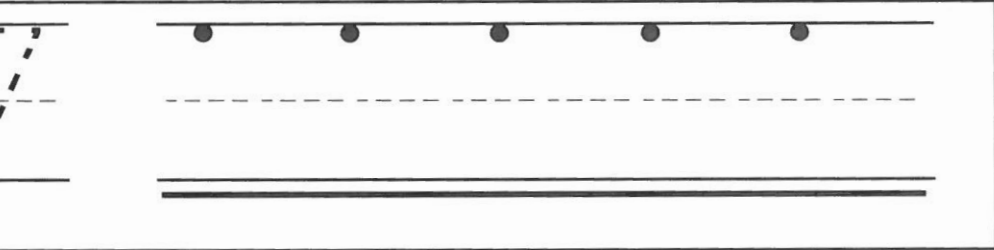
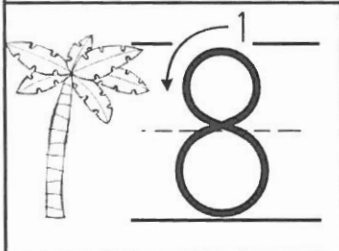


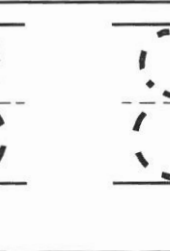
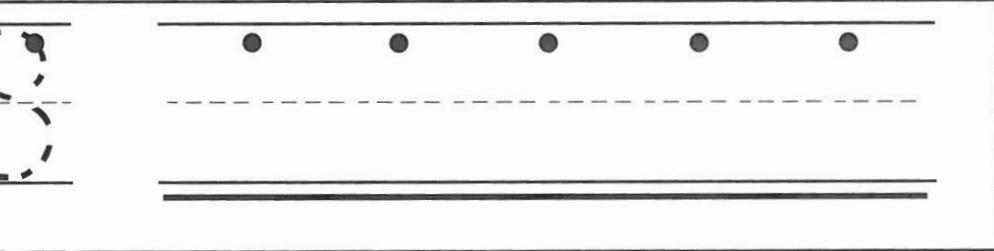
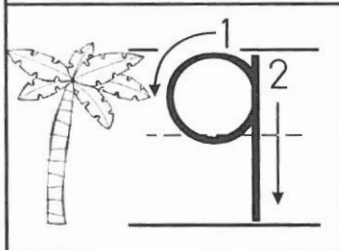



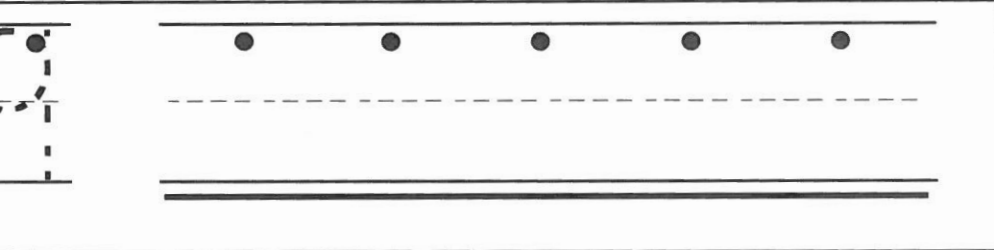
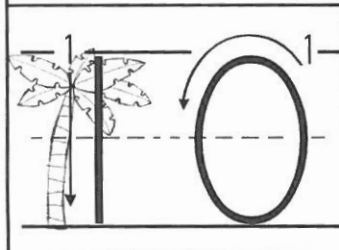
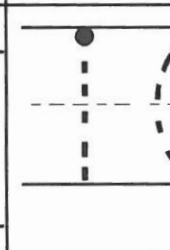

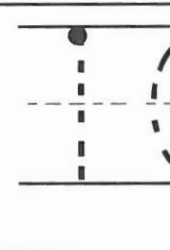
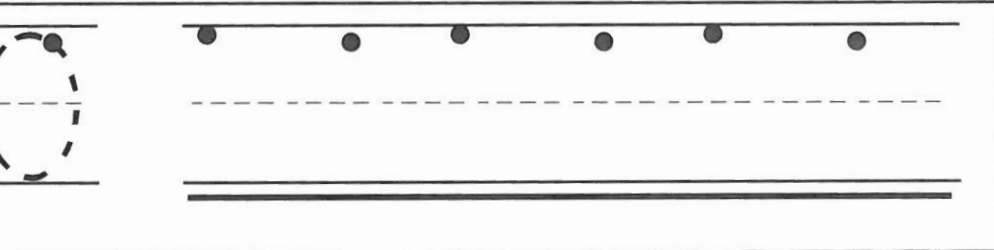


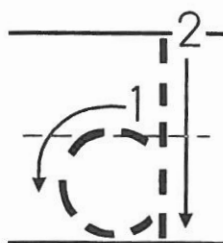
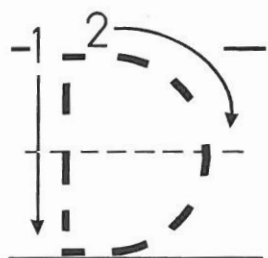
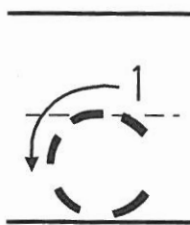
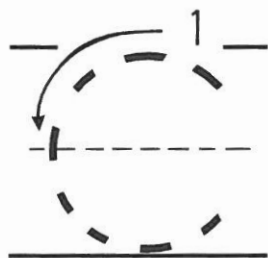
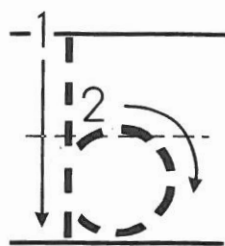
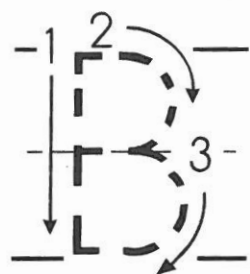
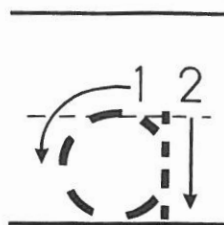
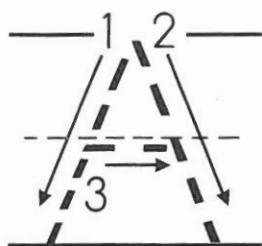
Name: _____

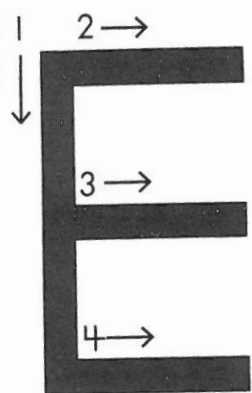
Handwriting Numbers 1-5

Name: _____

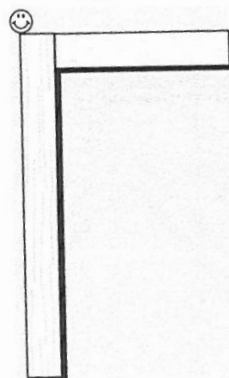




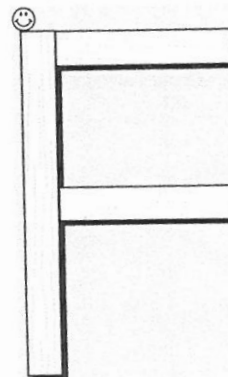
BIG LINE



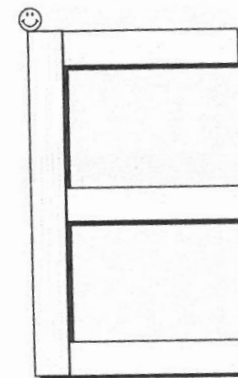
+ LITTLE LINE




+ LITTLE LINE

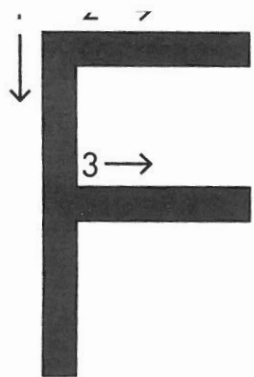


+ LITTLE LINE



ELEPHANT






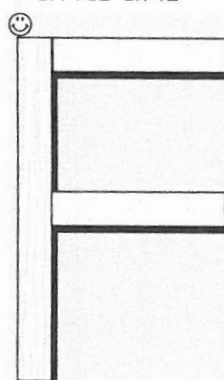
BIG LINE



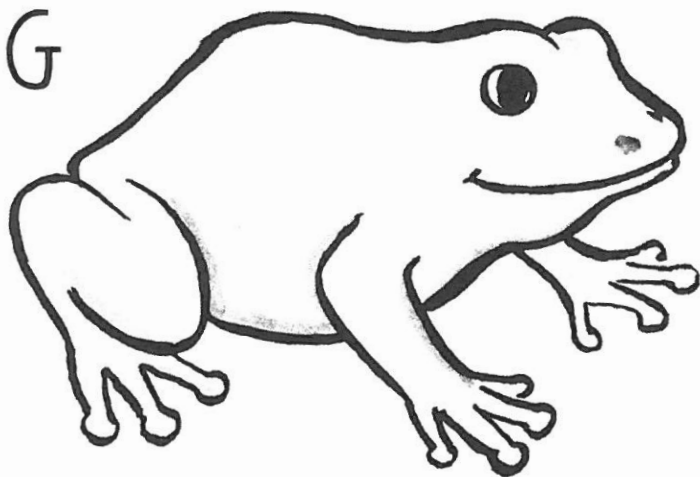
+ LITTLE LINE




+ LITTLE LINE

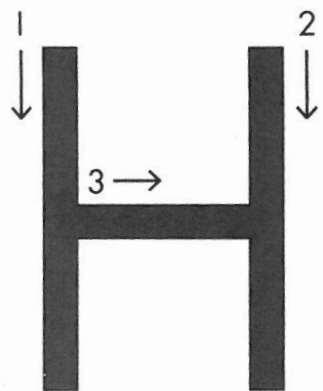


FROG


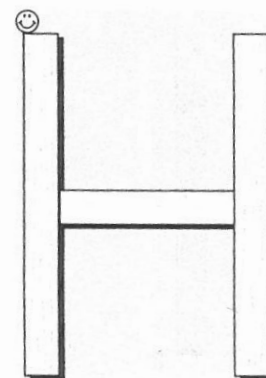




FISH





HOUSE







LIZARD

BIG LINE



+ LITTLE LINE



Practice Writing your last
name!

Practice Writing words around
your house!

Practice Writing your name ☺
example: Ms. B



Ms. B

Ms. B

Name

Date

Draw + write about your favorite
food! (yum)

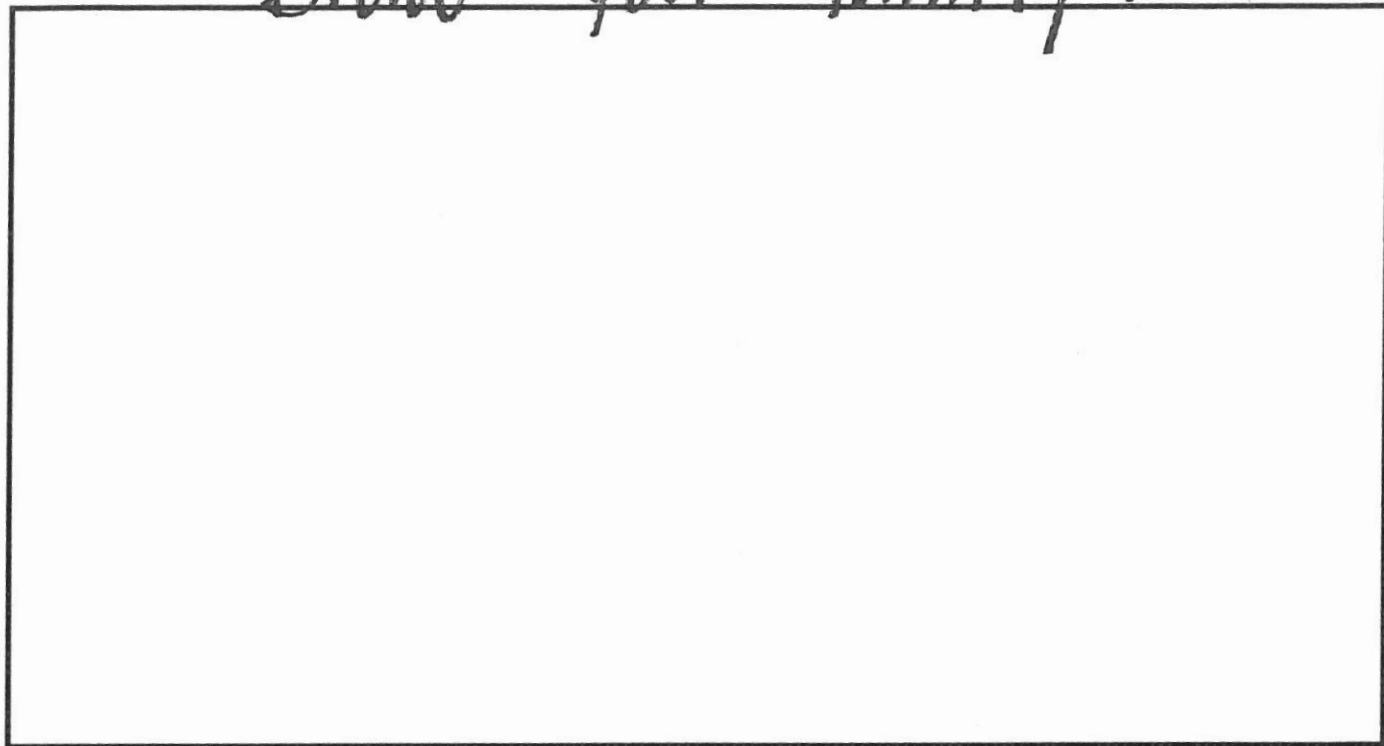


Write your first + last name

Name _____

Date _____

Draw your family!




Handwriting practice lines consisting of multiple sets of three horizontal lines (top solid, middle dashed, bottom solid).

Write your first + last name

Name _____

Date _____

Draw your family!



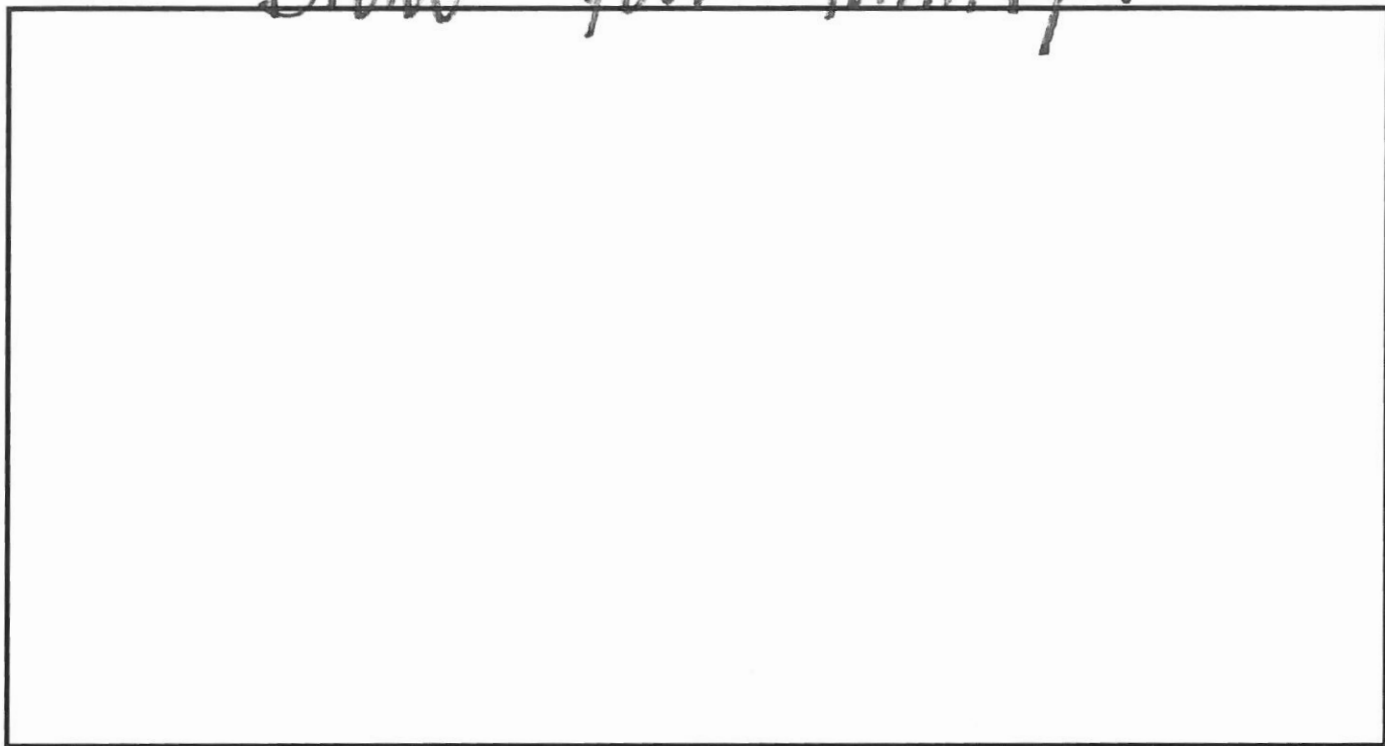
Handwriting practice lines consisting of multiple sets of three horizontal lines (top solid, middle dashed, bottom solid).

Write your first + last name!

Name _____



Date _____

Draw your family!



Handwriting practice lines consisting of multiple sets of three horizontal lines (top solid, middle dashed, bottom solid).


Name _____ Date _____
Draw your favorite super hero!



Name _____

Date _____

Draw + write about an animal



Handwriting practice lines consisting of multiple sets of three horizontal lines (top solid, middle dashed, bottom solid).

