


## Next Door's Online "Read with Me" Instructions March 2020



Thank you for being a part of our online "Read with Me" program! We appreciate your contribution – it is helping to encourage our children's love of reading.

We will do our best to share as many videos as we are able, though note that some will be shared publicly and some will be shared privately for Next Door children and families. If we post your video publicly we'll let you know so you can share within your networks.

Thank you!

### LET'S GET STARTED:

#### Choosing Your Book

- Next Door's students are ages six weeks to six years old. Board books and easy picture books are best.
- Choose a book with interesting pictures, large words, and approximately 2-3 sentences per page.
- Target about 3 minutes total to read the book.
- Multicultural books are a great choice!
- At this time, only certain publishers allow their books to be recorded and posted publicly. You can find the publisher name on the back cover of the book. **Scholastic will allow all of their books to be read and posted publicly.** If you read a book from another publisher, we will determine how it will be used (public/private) based on the publisher's guideline.
- Don't have a book? Purchase one from our Amazon Wish List (<http://bit.ly/b4kwishlist>), record it, and save the book as a Books for Kids donation when we reopen.
- If you have questions about choosing a book or other content – contact Jackie at [jshanti@nextdoormke.org](mailto:jshanti@nextdoormke.org).

#### Prep for Your Video

- Choose a quiet room in your home. Let other household member know you'll be recording.
- Light behind you can change the shadows on your face. Please check how this looks before you record.

- Background items are fine (ex. pictures on the wall, plants) but eliminate anything that may be too distracting.
- Set up your phone/tablet/other recording device horizontally in a stable position. Be sure to have you and the book fully visible.

### Test Your Video

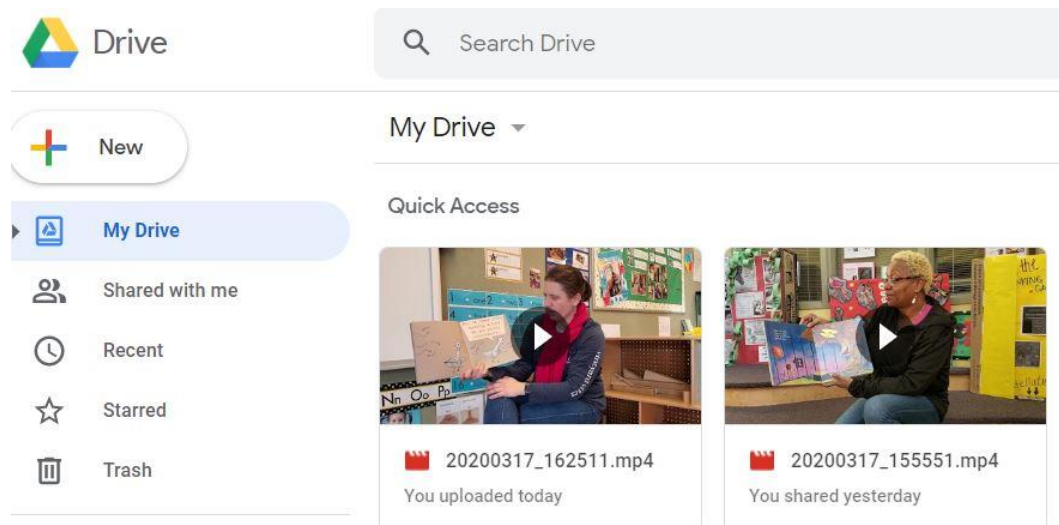
- Record yourself for 20 seconds as a test.
- Review the video to check the visual and the audio quality.

### Record Your Video

- Once you're happy with the quality – record your video!
- At the beginning of the recording:
  - Introduce yourself by sharing:
    - First name
    - Your connection to Next Door: "I'm reading this book for Next Door because ..."
  - Share the book title, author, and illustrator.
  - Read the book and be sure to share the illustrations. If there are special illustrations, move them closer to the camera.
  - At the end of the story, thank the reader for listening.

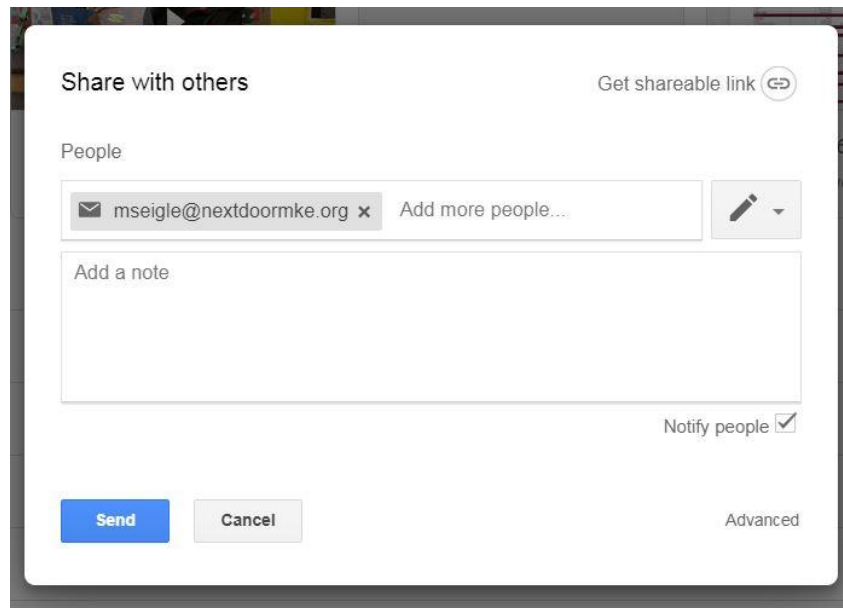
### Send Your Video

- Once you've completed your recording, you will send it to Next Door.
- Because of the size of the file, it cannot be emailed.
- Sharing from a Google Drive (or similar drive) is the most efficient way to complete this delivery. Instructions are:
  - Upload to your Google drive. Press the "rainbow colored + sign New" button and choose File Upload. Choose your video from your Gallery. File will upload.

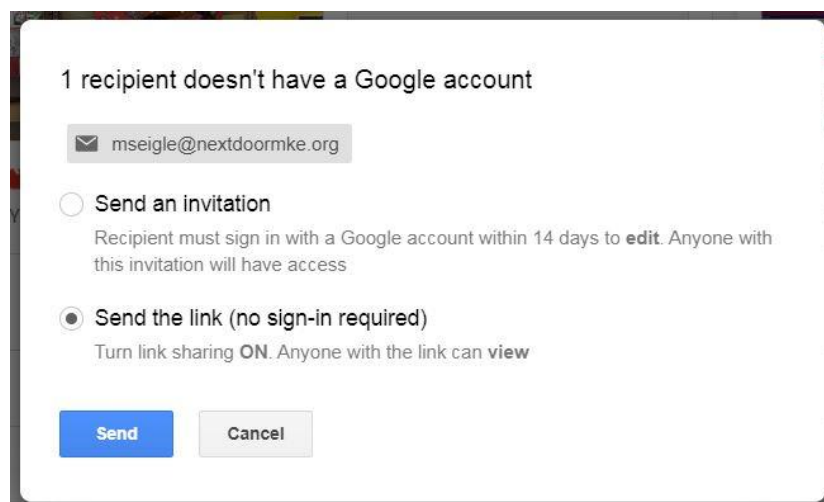


### (Send Your Video continued)

- Once the file is uploaded, right-click on the file and choose Share.
- Enter in the following email address: [mseigle@nextdoormke.org](mailto:mseigle@nextdoormke.org) and “Add a note” including your full name, your connection to Next Door, and the title, author and illustrator of book, and click Send.



- Click the “Send the link (no sign-in required)” circle and click Send.



- You should be all set!
- If you have questions about sending your video – contact Max at [mseigle@nextdoormke.org](mailto:mseigle@nextdoormke.org).